
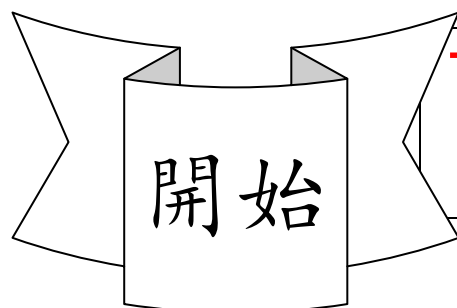

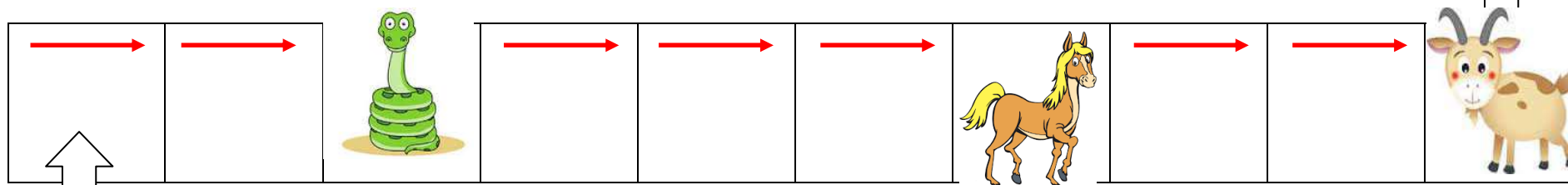
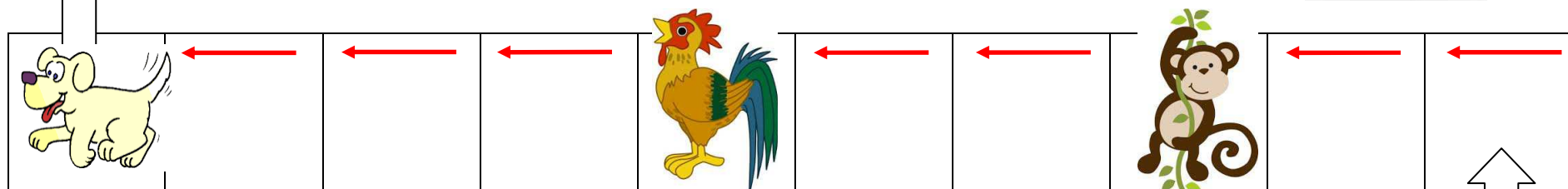
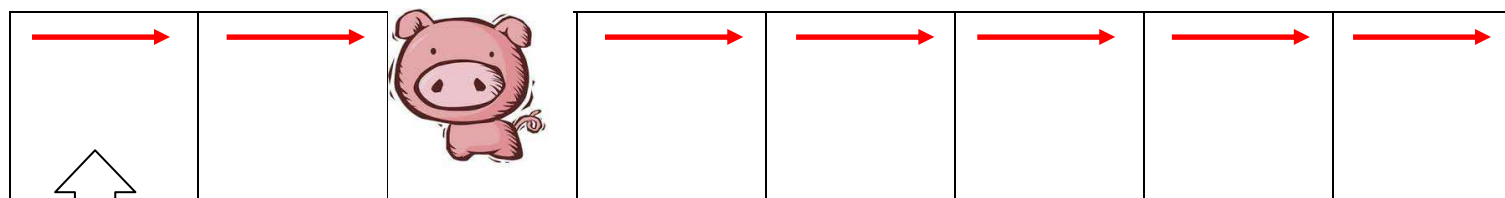




成功了!



Chinese Zodiac Board Game

- Recognize the 12 Chinese zodiacs
- Revise the words from Episode 2 to Episode 7

Equipment:

Game board
(HHSSC_LR_BoardGame_ChineseZodiac_Base)

Playing Cards
(HHSSC_LR_BoardGame_ChineseZodiac_Card_B7)

Pieces/blocks





Put the cards face down here

Put the cards face up here



Let's start!

- Put all the cards face down on the MOON . Put playing piece/pieces on the box of 開始(start), take turns to start the game.
- The player takes one card from the Moon Area, and then says the word of the card. Follow the instructions of the card to go forwards. Then put the card face up on the SUN. 
- If the player does not know the word of the card, pass it to the next player and so on.
- If the player picks a card with a zodiac animal, adults should help he/she pronounce it in Chinese. Then, they move their playing piece and put it to wherever that animal is on the game board.
- The earliest to reach the 成功了(success)wins!